

## EQUIPMENT SCHEDULE

NO.	DESCRIPTION	QTY	RECD	MANUFACTURER	REMARKS	NO.	DESCRIPTION	QTY	RECD	MANUFACTURER	REMARKS
100	GAS FRYER	1	DEAN		ON CASTERS	405	EXHAUST HOOD	1		CAPTIVE AIRE	TYPE 1 HOOD, 96"
101.1	GAS HOSE WITH QUICK DISCONNECT	1	DORMONT			410	EXHAUST HOOD	1		CAPTIVE AIRE	TYPE 2 HOOD, ABOVE RICE COOKER, 3'
101.2	SIDE SPLASH FOR FRYER	1	DEAN			410.1	STAINLESS STEEL WALL PANEL	1		CAPTIVE AIRE	
101.3	COVER FOR FRYER	1	DEAN								
105	TORTILLA WARMERS	2	ROUND-UP		MOBILE	505	WALK-IN COOLER SHELVING	7		METRO	
105.1-48	48" TORTILLA TABLE 48"L x 38"D x 36"H	1	CUSTOM		ON CASTERS	515-42	WALL SHELVING, 42"L x 18"D	3		METRO	
106	2-SIDED QUESADILLA TOASTERS	2	STAR		MOBILE	515-48	WALL SHELVING, 48"L x 18"D	2		METRO	
107	COUNTER TOP WARMER	1	APW		MOBILE	520-18	WORK TABLE, 18"W x 30"D x 36"H	1		ADVANCE TABCO	ON CASTERS
108	2-BAY HOT FOOD TABLE	1	RANDELL		ON CASTERS	520-60	WORK TABLE, 60"W x 30"D x 36"H	1		ADVANCE TABCO	ON CASTERS
110	4-BAY HOT FOOD TABLE	1	RANDELL		ON CASTERS	522-48	MARINATION STATION, 48"W x 30"D x 36"H	1		CUSTOM	(2) SIDE SPLASHES, (1) 18x48 BACK SPLASH
115-48	48" CHAR-BROILER GRILL	1	US RANGE			525	DRY STORAGE SHELVING	13		METRO	
115.1	GREASE GUARD	1	CUSTOM			545-48	OFFICE DESK WITH SHELVING	1		METRO	
115.2	GAS CONNECTOR KIT	1	DORMONT			550	COAT RACK	1			FURNISHED BY OWNER
116-48	48" STAND	1	US RANGE		ON CASTERS						
120	6-OPEN BURNER RANGE	1	US RANGE		ON CASTERS	705	UNDERCOUNTER ICE MACHINE	1		FOLLETT	
120.1	GAS CONNECTOR KIT	1	DORMONT			710	12-HEAD BEVERAGE DISPENSER	1		CORNELIUS	
125	STEAMER	1	GROEN		MOBILE	710.1	CARBONATOR AND SHELF	2		LANCER	
132	MOBILE WARMING CABINET	1	WITCO		ON CASTERS, 1-DOOR	710.2	SHELVING FOR BAG-IN-BOX	2		LANCER	5-TIER
135	CHIP WARMER, 1-DRAWER	1	VULCAN			715	ICE TEA BREWER	1		LIPTON	FURNISHED/INSTALLED BY PURVEYOR
136	CHIP WARMER, 2-DRAWER	1	VULCAN			740	CO2 TANK	2			FURNISHED/INSTALLED BY PURVEYOR
						751	BAR STOOLS	3			
205-60	60" REFRIGERATED SALAD TOP	1	RANDELL		ON CASTERS	752	BAR STOOLS	44			
205.1	NIGHT COVERS	2	RANDELL			770	CUSTOM TABLE	2			
205.2	CUTTING BOARD 13" WIDE	1	RANDELL		POLY	771	CUSTOM TABLE	4			
210-36	36" WORK TOP REFRIGERATOR	1	RANDELL		ON CASTERS	775	CUSTOM TABLE	1			
215-27	27" WORK TOP FREEZER	1	RANDELL		ON CASTERS, SPECIFY LLH OR RH	785	FAST TIMER	1		F.A.S.T	WALL MOUNTED
218	27" REFRIGERATED SALAD TOP	2	RANDELL		ON CASTERS						
218.1	CUTTING BOARD 13" WIDE	2	RANDELL		POLY	815	POS SYSTEM	2			FURNISHED/INSTALLED BY PURVEYOR
220	GLASS DOOR MERCHANDISER 27"W x 78 1/4"H	1	TRUE MANUFACTURING		ON CASTERS, SPECIFY LLH OR RH						
225	ICE CUBER	1	MANITOWAC		AIR COOLED	905	FRONT COUNTER	1			INSTALLED BY OWNER
226	BIN FOR CUBER	1	MANITOWAC		ON LEGS	915	POS CABINET	1			INSTALLED BY OWNER
235	WALK-IN COOLER	1	KOLPAK		FLOORLESS, GC RESPONSIBLE FOR INSTALL	920	DRINK CABINET	1			INSTALLED BY OWNER
236	REFRIGERATION PACKAGE	1	KOLPAK		GC RESPONSIBLE FOR INSTALL	925	TRASH CABINETS	1			INSTALLED BY OWNER
						950	FILTRATION SYSTEM	2		SELECTO	
305	HAND SINK	2	ADVANCE TABCO		WALL MOUNTED	960	SAFE	1			EXECUTIVE SAFE
306	MOP SINK	1	BY OTHERS		FURNISHED/INSTALLED BY PLUMBER	975	DECORATIVE FAN	LOT			INSTALLED BY OWNER
315	1-COMPARTMENT SINK	1	ADVANCE TABCO		ON LEGS, SPECIFY DRAINBOARD LEFT						
315.1	FAUCET	1	T & S BRASS			P-1	RONDA #116 PATIO CHAIRS-BLACK	12		EMU	
315.2	STAINLESS STEEL WALL PANEL	1	KMI			P-2	CAMBI #800 24" SQUARE TABLE	6		EMU	NO UMBRELLA HOLE
320	4-COMPARTMENT SINK	1	ADVANCE TABCO		ON LEGS	P-3	CAMBI #801 32" SQUARE TABLE	EA		EMU	WITH UMBRELLA HOLE
320.1	SCRAP BASKET	1	CUSTOM			P-4	CAMBI #803 32" ROUND TABLE	EA		EMU	UMBRELLA HOLE
320.2	FAUCET	1	T & S BRASS			P-5	65lb BASE FOR UMBRELLA	EA		TUUCI	
320.3	STAINLESS STEEL WALL PANEL	1	KMI			P-6	7' UMBRELLA W/O TERRA COTTA FABRIC	EA		TUUCI	HEXAGON ALUMINUM
321.1	PRE-RINSE FAUCET	1	T & S BRASS			P-7	7' LOGO UMBRELLA W/ TERRA COTTA FABRIC	EA		TUUCI	HEXAGON ALUMINUM

The Tenant General Contractor shall be responsible for the final hook-ups on all pieces of equipment.

Kitchen Equipment Supplier responsibilities include:

- Unload equipment from delivery trucks
- Assembly of the equipment.
- Placement of the equipment per plan.
- Securing sinks to walls. (Requires wall backing. See below.)
- Hang wall shelves. (Requires wall backing. See below.)
- Start-up of the equipment is included.
- The tables and bases will be put together by the Kitchen Equipment Supplier.
- GC will unload and install hoods.

General Contractor responsibilities include:

- All electrical and plumbing connection.
- This includes gas lines, restraining devices, water lines, drain lines, wiring, etc.
- Installation of walk-in cooler.
- Assembly and installation of booths
- Installation of wall backing (see K4)

Millwork items shall be provided by the Kitchen Equipment Supplier and assembled and installed by the Tenant General Contractor. These items include, but are not limited to:

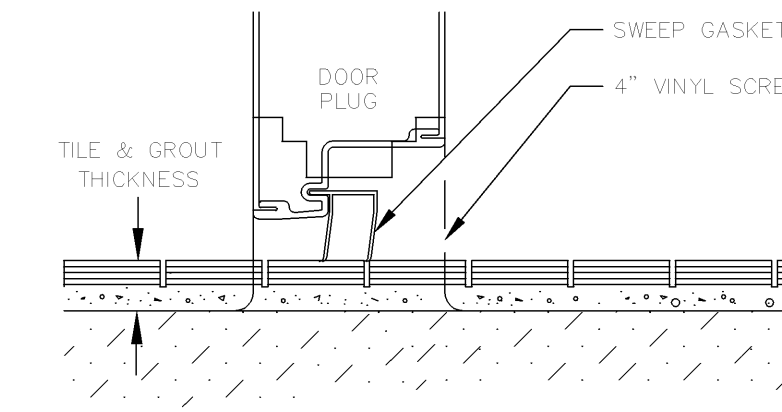
Front Counter : The serving line wall will be shipped in pieces from the millwork company to be installed by

The Tenant G.C. The tenant G.C. shall receive and unload the millwork package and complete the assembly of the front counter. In addition to details listed on A7 the front counter assembly shall consist of full installation of stainless panels (provided by the owner's millwork company) onto the face of the wall, decorative countertop supports, countertop and sneeze guard in coordination and as directed by the millwork shop drawings and sheet A7. The Tenant G.C. is responsible for providing and installing the gyp board and FRP to be placed on the rear of the serving line wall. Hand Railing: Tenant G.C. shall assemble and install on site all railing sections. POS cabinet : Tenant G.C. shall install the base cabinet and countertop as directed by the millwork shop drawings. (Stainless accent door panels will be shipped already installed) Drink station : Tenant G.C. shall install the millwork base cabinet, install the baseboard, countertop and backsplash as directed by millwork shop drawings. (Stainless accent door panels will be shipped already installed) Trash containers: Tenant G.C. shall install the trash containers to the proper locations as directed by the architectural documents. (Stainless accent door panels will be shipped already installed)

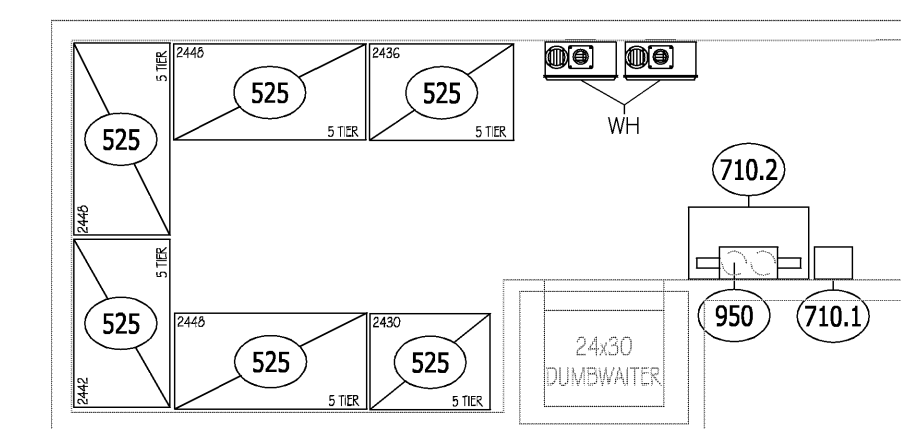
Booth Seating : Tenant G.C. shall install blocking within the walls for support and installation of the booth

top support system. Tenant G.C. shall install the booth cushion and mounting brackets (provided by owner's millwork package). Tenant G.C. shall install booths in coordination with the owner as directed by the architectural documents. Tables and bases : Assembled by Kitchen Equipment Supplier, installed by Tenant G.C. Interior Trim package : A complete interior trim package shall be provided by the owner's millwork supply company consisting of marmoleum wall panels, wood wainscot trim (pre-primed), wood base boards (pre-stained), wall mural trim (pre-stained), aluminum angles for marmoleum wainscot (outside and inside corners), and flat aluminum trim pieces for the vertical marmoleum joints. The Tenant G.C. shall receive, store and install this millwork package in coordination with the Architectural sheets and millwork shop drawings. Touch up after installation where required to conceal nail holes and any damage occurring during construction.

**NOTE TO CONTRACTOR:**  
CONTRACTOR TO VERIFY THAT ALL DIMENSIONS SHOWN COMPLY WITH BUILDING CONDITIONS. MILLWORK PACKAGE WILL SHIP 2-3 WEEKS AFTER VERIFICATION. FAX DIMS TO MIDWEST CABINET AT 785-242-8183, ATT: JEREMY. PRODUCTION WILL BEGIN AFTER ALL DIMENSIONS ARE FINALIZED.

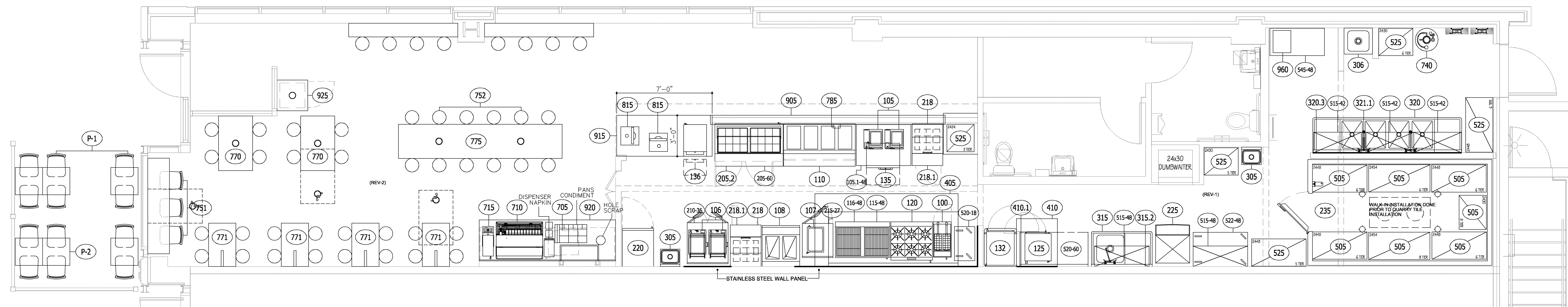


FLOORLESS COOLER WITH  
4" VINYL FOAM SCREED  
TILE AND GROUT



**REMOTE COOLER  
COMPRESSOR**

SCALE 3/16" = 1'-0"



**FOODSERVICE EQUIPMENT FLOOR PLAN**

SCALE 1/4" = 1'-0"

LINGLEDESIGNGROUP, INC  
WEST MAIN STREET  
LENA, IL 61048 158  
PHONE: 815-369-9155  
FAX: 815-369-4495  
WWW.LINGLEDESIGN.COM



Kitchen Supplier/Designer  
Concept Services  
12521 Armand Drive  
Austin, TX 78727  
512-343-3100 Office 512-343-3195 Fax  
512-343-3100 Office

ALL DRAWINGS AND WRITTEN MATERIAL CONTAINED HEREIN ARE THE PROPERTY OF THE ARCHITECT. THEY MAY NOT BE REPRODUCED, COPIED, REUSED, OR DISCLOSED IN ANY MANNER WITHOUT WRITTEN AUTHORIZATION FROM THE ARCHITECT.

**Qdoba**  
MEXICAN GRILL  
20 E. Chicago Avenue  
Chicago, IL 60611-2009

REVISIONS:  
# | DATE: | DESCRIPTION:  
1 | 1/8/10 | ISSUED FOR PERMIT

PROJECT NUMBER: 09-116  
DRAWN BY: JI  
CHECKED BY: MG

SHEET TITLE:  
**EQUIPMENT  
PLAN**

SHEET NUMBER:  
**K1**